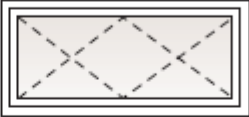
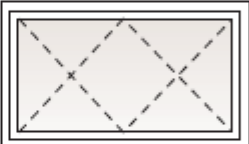
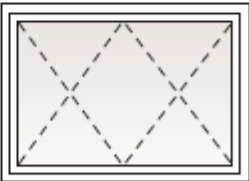


BASEMENT AND UTILITY WINDOWS
2004 to 2009

Unit Dimension	2'-7 5/8"				
	(803)				
Rough Opening	2'-8 1/4"				
	(819)				
Unobstructed Glass	26 5/8"				
	(676)				
1'-3 1/4"	(387)	1'-3 3/4"	(400)	10 1/4"	(260)
					
					2813
1'-7 1/4"	(489)	1'-7 3/4"	(502)	14 1/4"	(362)
					
					2817
1'-11 1/4"	(591)	1'-11 3/4"	(603)	18 1/4"	(464)
					
					2820

Basement and Utility Window Unit Sizes